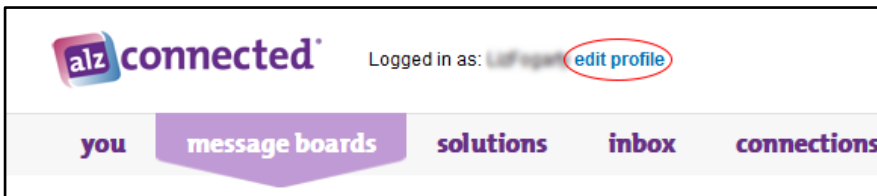


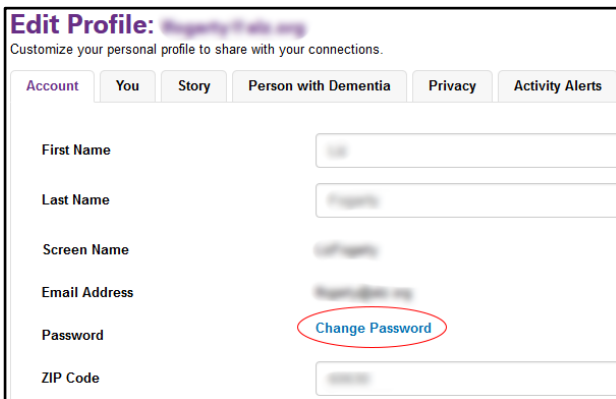
For security purposes, the ALZConnected® Support Team cannot see your password.

How to Change your Password

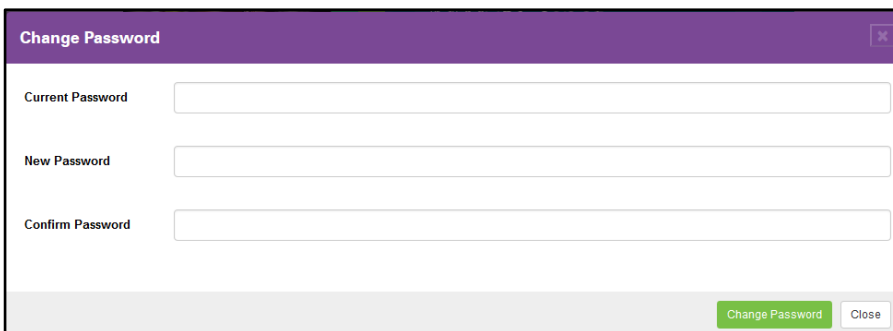
1. Click on **edit profile** at the top of the screen:



2. Click on the **Change Password** option:



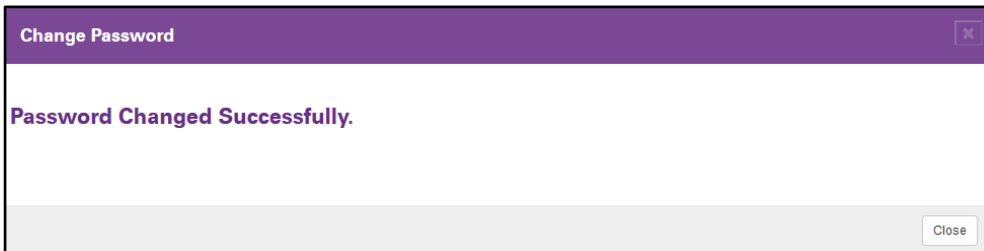
3. The Change Password screen will be displayed:



Permanent passwords must consist of at least 8 characters and include at least one number (for example: secretPW1).

- a. Enter the new temporary password from the email in the Current Password box.
- b. Enter your new password.
- c. Enter your new password again to confirm they match.
- d. Click on the green Change Password button.

4. Once the change has been completed, the following message appears:



This process could take up to a minute to complete.

Should you experience any issues or problems with this process, please visit our **Technical Contact** page and let us know the issue you experienced.

-- End of Directions --